



# The Cost of County Government:

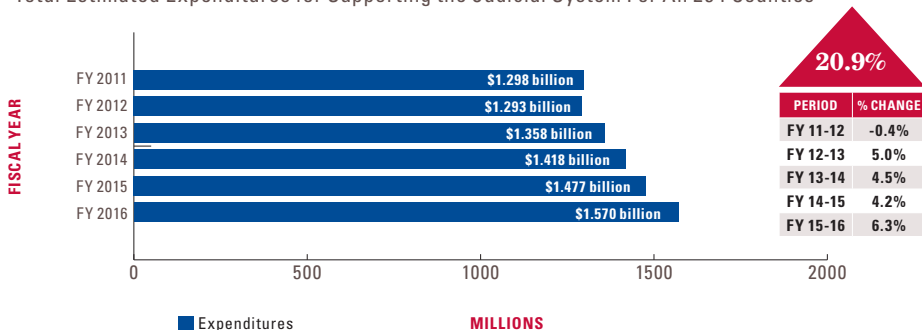
## Six Significant Cost-Drivers Not Addressed by Lower Revenue Caps

This card highlights six mandates included in our 2016 Unfunded Mandates Survey. It does not represent all mandates placed on counties, but instead focuses on six key basic services counties provide.

While not always apparent from year to year (as costs increased in some years and decreased in others), the trend towards increasing costs becomes clear over the full six-year period of the survey.

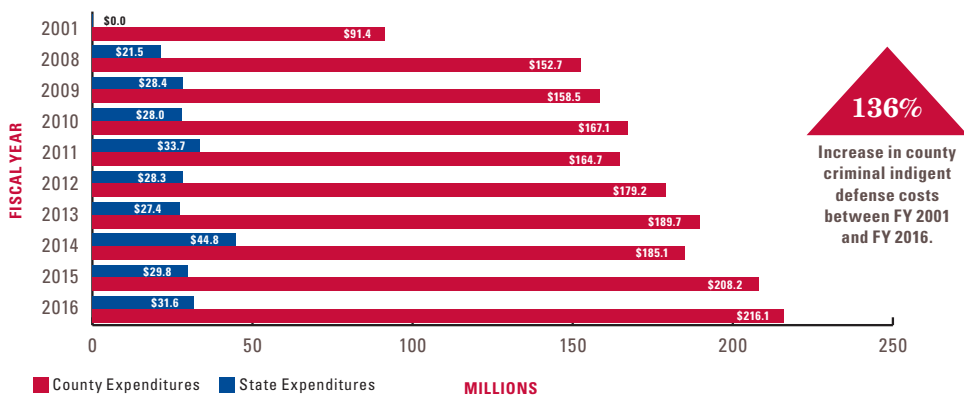
### Judicial System

Total Estimated Expenditures for Supporting the Judicial System For All 254 Counties



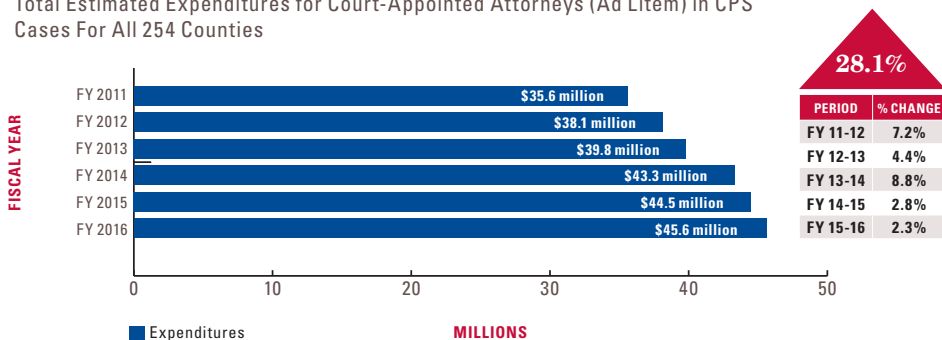
### Indigent Defense - Court-Appointed Attorneys in Criminal Cases

Indigent Defense Expenditures (in millions) by Fiscal Year



### Court-Appointed Attorneys in CPS Cases

Total Estimated Expenditures for Court-Appointed Attorneys (Ad Litem) in CPS Cases For All 254 Counties



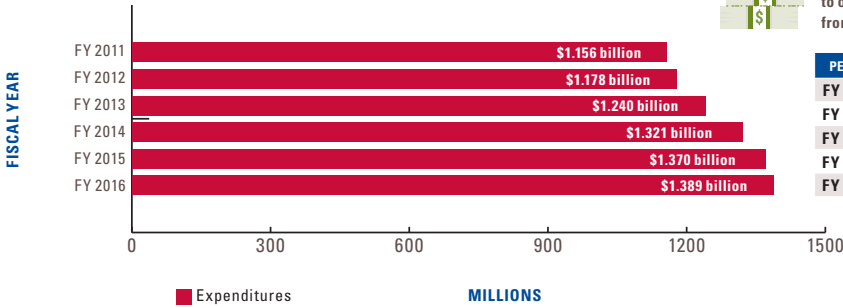
## County Jails

Total (Net) Estimated Expenditures for Operating the County Jail For All 254 Counties



**\$7.6+ billion**

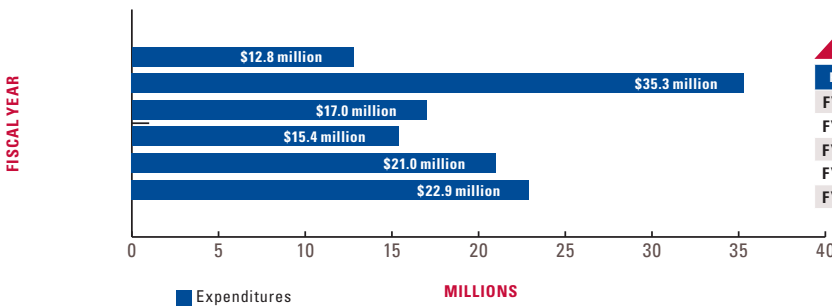
Statewide estimated amount counties spent to operate their jails from FY 2011 - FY 2016.



PERIOD	% CHANGE
FY 11-12	1.8%
FY 12-13	5.3%
FY 13-14	6.5%
FY 14-15	3.7%
FY 15-16	1.3%

## Adult Probation

Total (Net) Estimated Expenditures for Adult Probation Facilities For All 254 Counties

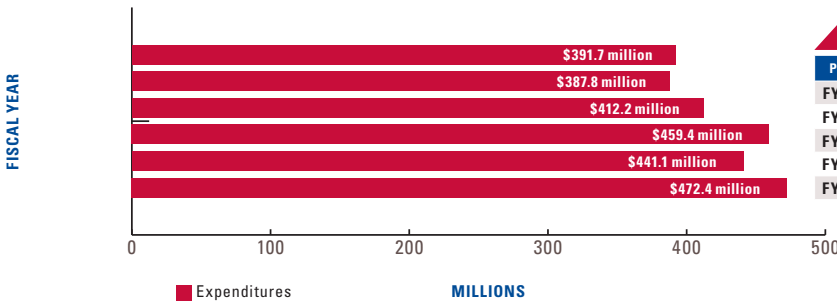


**77.9%**

PERIOD	% CHANGE
FY 11-12	174.4%
FY 12-13	-51.8%
FY 13-14	-9.5%
FY 14-15	36.5%
FY 15-16	8.9%

## Juvenile Probation

Total (Net) Estimated Expenditures for Juvenile Probation For All 254 Counties



**20.6%**

PERIOD	% CHANGE
FY 11-12	-1.0%
FY 12-13	6.3%
FY 13-14	11.4%
FY 14-15	-4.0%
FY 15-16	7.1%

The 2016 Unfunded Mandates Survey, the source of the information on this card, was conducted online during the summer and fall of 2016. Data from 98 counties made it into this report.

The data was used to calculate percentage increases as well as statewide extrapolations for survey

questions (FY 2011, FY 2012, etc.). If a county provided data for five or fewer of those years, then that data was not used in determining percentage increases over the prior year or in any extrapolations.

The full survey results are available at [www.county.org/unfundedmandates](http://www.county.org/unfundedmandates).